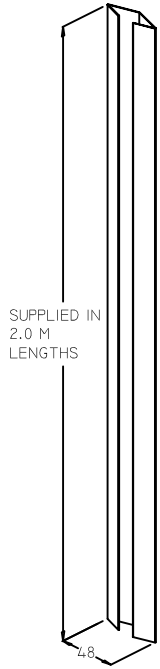


JOINT
PROFILE `A`

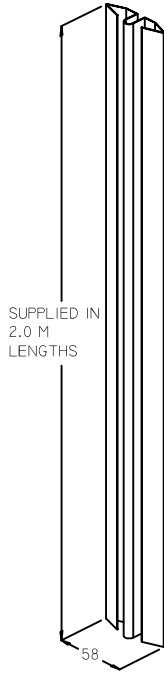


SECRET PROFILE
FITTED AT FREE ENDS OF
TILES TO SPRING LOAD
UN-JOINTED SECTIONS

PLAN VIEW OF TYPE "B"

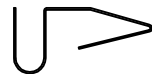


JOINT
PROFILE `B`



FITTED AT VERTICAL JOINTS
BETWEEN TILES

PLAN VIEW OF TYPE "C"



JOINT
PROFILE `C`



FITTED AT END OF BAYS
WHERE THE TILE ABUTS FRAME

JOINT PROFILE WIDTH OF TYPE
"B" AND "C" ARE AVAILABLE IN 8MM
AS STANDARD, 4MM AND 12MM ARE
AVAILABLE ON REQUEST

JOINT PROFILE TYPE "B" AND "C"
ARE SUPPLIED IN RAL 7043 DARK GREY
AS STANDARD TO CREATE SHADOW GAP

JOINT PROFILE TYPE "A" IS SUPPLIED
IN MILL FINISH

GENERAL NOTES:
DO NOT SCALE FROM THIS DRAWING

REVISIONS:	DATE:
CLIENT:	

PROJECT:
ALPHATON GEN.06 SYSTEM

TITLE:
VERTICAL JOINT PROFILES

DATE:
18.06.07

DRAWN BY:
IRD

CHECKED BY:

SCALE:
N.T.S

PLOT SIZE:
A4

DRAWING NUMBER:
AL-75/150-009

REVISION:
B

PLOT DATE:
January 15, 2009 1:39 PM