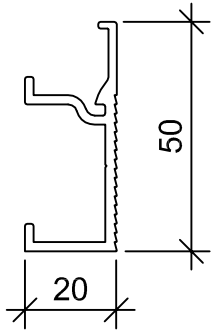
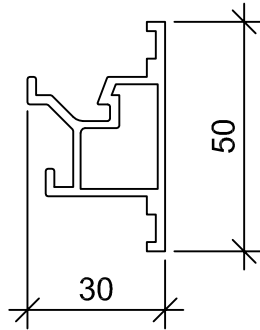


GENERATION 06 / 75



GENERATION 06 / 150

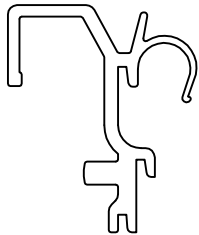


GENERAL NOTES:

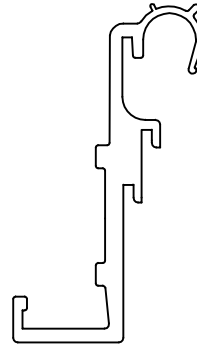
DO NOT SCALE FROM THIS DRAWING

BOTH THE GEN 06 / 75 AND GEN 06 / 150 ARE SUPPLIED IN 3.5M LENGTHS IN MILL FINISH

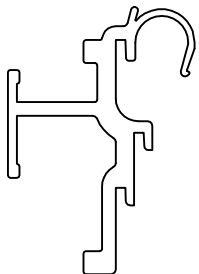
TOP TILE HOLDER



BOTTOM TILE HOLDER



INTERMEDIATE TILE HOLDER



ALL TILE HOLDERS ARE SECURED TO BOTH THE GEN 06 / 75 AND GEN 06 / 150 HORIZONTAL RAILS BY A SNAP FIT ACHIEVED BY APPLYING A DOWNWARD PRESSURE USING A FLAT BLADE SCREW DRIVER OR SIMILAR

REVISIONS:	DATE:
CLIENT:	
PROJECT:	ALPHATON GEN.06 SYSTEM
TITLE:	TILE HOLDERS & HORIZONTAL RAILS
DATE:	18.06.07
DRAWN BY:	CHECKED BY:
IRD	
SCALE:	PLOT SIZE:
N.T.S	A4
DRAWING NUMBER:	REVISION:
AL-75/150-008	B
PLOT DATE:	© James & Taylor Ltd - 2008
January 15, 2009 1:39 PM	